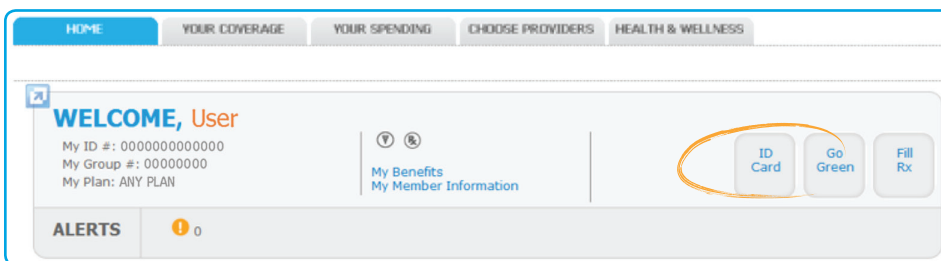


VIRTUAL ID CARDS MAKE ACCESS EASY

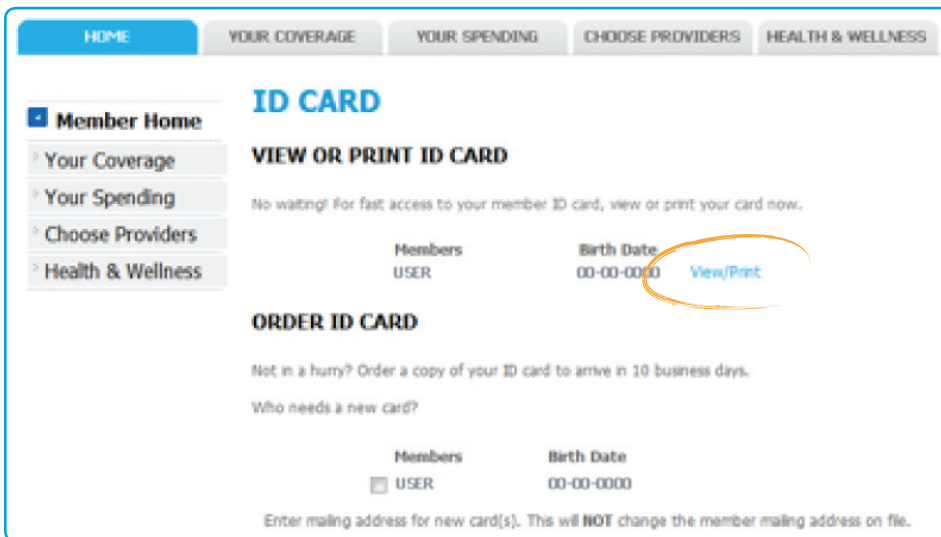
Works just like your plastic ID card

- Virtual cards are available with your effective date of coverage
- Access the ID card of everyone on your policy
- From highmarkbcbs.com, view or print your virtual ID or order new plastic cards

Login and follow these steps to access your virtual ID card

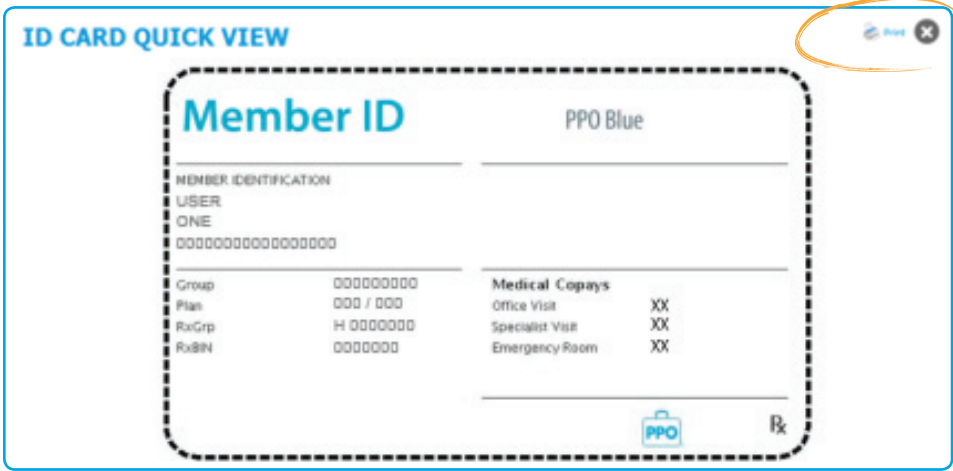


1. From your Member Home Page, click on the "ID Card" button



2. From the ID card page, you can view, print or order a copy of your ID Card:
 - a. To view or print your card, click on the "View/Print" link

(continued on next page)



b. To print your virtual ID card, click on the "Print" link in the upper right hand corner

Who needs a new card?

Members	Birth Date
<input checked="" type="checkbox"/> USER1	00-00-0000
<input type="checkbox"/> USER2	00-00-0000

Enter mailing address for new card(s). This will NOT change the member mailing address on file.

***Required Field**

Policyholder's First Name USER	* Address 1 000 ANY ROAD
Middle Name	Address 2
Last Name ONE	Address 3
	Address 4
	* City ANY CITY
	* State ANY STATE
	* ZIP Code 00000 -

Cancel Request Card

c. To order a new card, select the member who needs a new card, enter your mailing address and click on the "Request Card" button