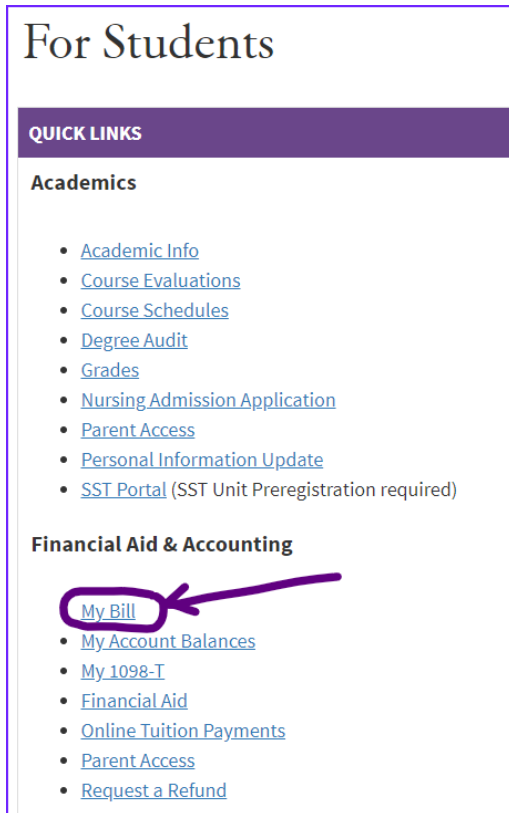


Please log in to MyGC, click on My Bill, and generate an undergraduate bill.

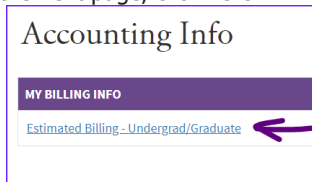
Detailed instructions:

1. Once you log in to my.goshen.edu, click on the "My Bill" link:



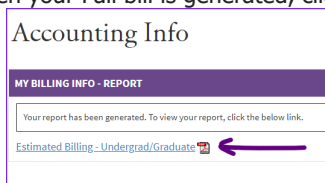
The screenshot shows the 'For Students' page with a purple header. Below the header is a 'QUICK LINKS' section. Under 'Academics', there are links for Academic Info, Course Evaluations, Course Schedules, Degree Audit, Grades, Nursing Admission Application, Parent Access, Personal Information Update, and SST Portal. Under 'Financial Aid & Accounting', the 'My Bill' link is circled in purple, and a purple arrow points to it from the right. Other links in this section include My Account Balances, My 1098-T, Financial Aid, Online Tuition Payments, Parent Access, and Request a Refund.

2. On the next page, click here:



The screenshot shows the 'Accounting Info' page with a purple header. Below the header is a 'MY BILLING INFO' section. The link 'Estimated Billing - Undergrad/Graduate' is highlighted with a purple arrow pointing to it from the right.

3. When your Fall bill is generated, click on the link to open and download a PDF copy.



The screenshot shows the 'Accounting Info' page with a purple header. Below the header is a 'MY BILLING INFO - REPORT' section. A message states: 'Your report has been generated. To view your report, click the below link.' The link 'Estimated Billing - Undergrad/Graduate' is highlighted with a purple arrow pointing to it from the right.

Check each item to make sure the charges and financial aid match your expectations. Tuition charges are based on non-waitlisted classes, so it is especially important to check that line. Charges are updated every Tuesday morning.

Please make sure the college receives your payment by the August 13 deadline. A Fall payment plan is available through Nelnet, but must be set up before the due date. Your payments will be lower if you set up a Fall 2021 payment plan before August 23. Please see goshen.edu/payonline for a tutorial video and more information.

Important reminder: if you would like a parent to be able to access the bill, talk to college staff about your account, or receive monthly notices if your account has a balance due, please click on the parent access link:

For Students

QUICK LINKS

Academics

- [Academic Info](#)
- [Course Evaluations](#)
- [Course Schedules](#)
- [Degree Audit](#)
- [Grades](#)
- [Nursing Admission Application](#)
- [Parent Access](#)
- [Personal Information Update](#)
- [SST Portal](#) (SST Unit Preregistration required)

Financial Aid & Accounting

- [My Bill](#)
- [My Account Balances](#)
- [My 1098-T](#)
- [Financial Aid](#)
- [Online Tuition Payments](#)
- [Parent Access](#) 
- [Request a Refund](#)

If you are not able to log in to MyGC, please contact the GC Help Desk at helpdesk@goshen.edu or 574-535-7700 for assistance.