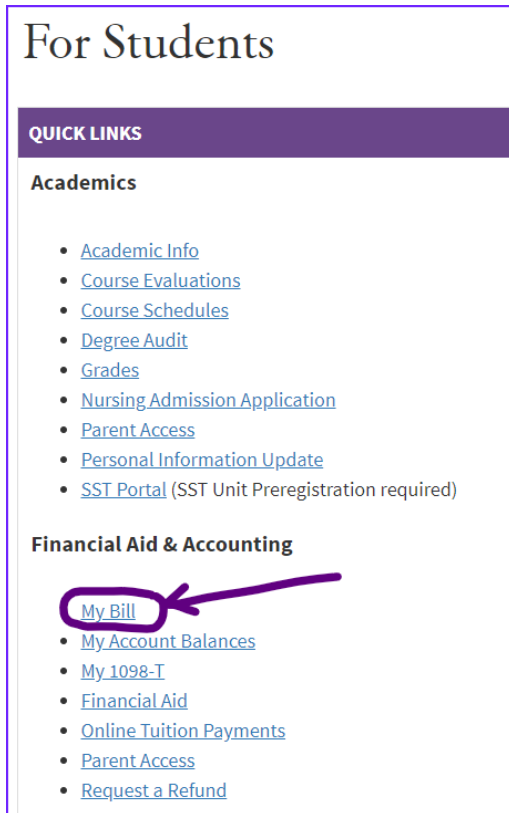


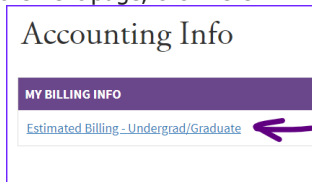
Please log in to MyGC, click on My Bill, and generate an undergraduate bill.

**Detailed instructions:**

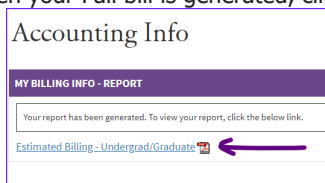
1. Once you log in to [my.goshen.edu](http://my.goshen.edu), click on the "My Bill" link:



2. On the next page, click here:



3. When your Fall bill is generated, click on the link to open and download a PDF copy.



Check each item to make sure the charges and financial aid match your expectations. Tuition charges are based on non-waitlisted classes, so it is especially important to check that line. Charges are updated every Tuesday morning.

**Please make sure the college receives your payment by the August 18 deadline.** A Fall payment plan is available through Nelnet, but must be set up before the due date. Your payments will be lower if you set up a Fall 2020 payment plan before July 23. Please see [goshen.edu/payonline](http://goshen.edu/payonline) for a tutorial video and more information.

**Important reminder:** if you would like a parent to be able to access the bill, talk to college staff about your account, or receive monthly notices if your account has a balance due, please click on the parent access link:

# For Students

## QUICK LINKS

### Academics

- [Academic Info](#)
- [Course Evaluations](#)
- [Course Schedules](#)
- [Degree Audit](#)
- [Grades](#)
- [Nursing Admission Application](#)
- [Parent Access](#)
- [Personal Information Update](#)
- [SST Portal](#) (SST Unit Preregistration required)

### Financial Aid & Accounting

- [My Bill](#)
- [My Account Balances](#)
- [My 1098-T](#)
- [Financial Aid](#)
- [Online Tuition Payments](#)
- [Parent Access](#) 
- [Request a Refund](#)

If you are not able to log in to MyGC, please contact the GC Help Desk at [helpdesk@goshen.edu](mailto:helpdesk@goshen.edu) or 574-535-7700 for assistance.